



BATH + LIGHT



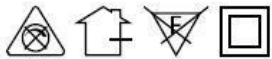
INSTARAY 12W

Instaray Slim LED Magnetic Tilttable Linear Light
Indoor Luminaire

Product Code:

LINRSD1T12XW

12W - 480lm - 3000K - CRI>80 Ra - Beam Angle - 120°



Technical Specifications

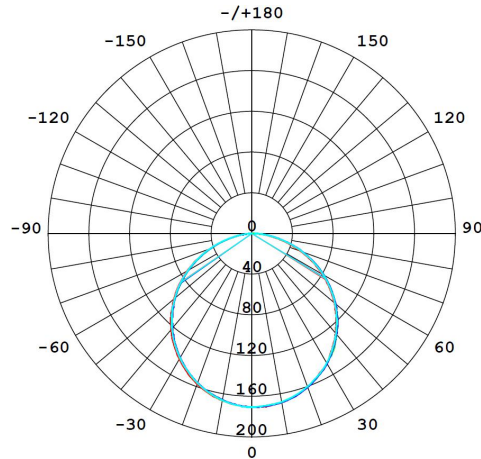
Operating Temperature	-10°C to 45°C
Rated Input Voltage & Frequency	48V DC
Rated Input Wattage	12W ± 10%
Rated Input Current	0.250 Amp (Nominal)
Rated Luminous Flux	480 lm (tolerance as per BIS)
Rated Luminaire Efficacy	40 lm/W (tolerance as per BIS)
Correlated Color Temperature (CCT)	3000 K (tolerance as per ANSI)
Color Rendering Index (CRI)	>80 Ra
Beam Angle	120° (within the permissible limits)
Driver Efficiency	≥88%
LED Life Span	>50000 Hrs (Ta=25°C @L70)
Housing	Die Cast Aluminium & Polycarbonate
Lens / Reflector	Frosted Polycarbonate Milky Diffuser
Mounting	Surface with Magnetic Track Channel

Protections

Surge Protection	±2.0 KV
Ingress Protection (IP Rating)	IP20
Short Circuit Protection	Provided
Open Circuit Protection (No Load)	Provided
Reverse Polarity Protection	Provided

All technical data is subject to industry-standard tolerances.

Light Distribution

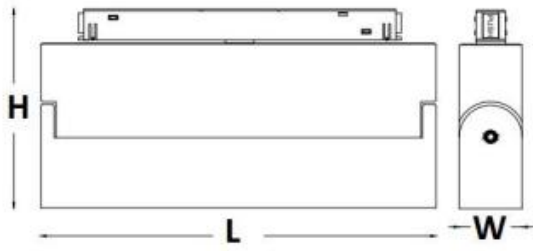


UGR Table

ceiling/cavity	0.7	0.7	0.5	0.5	0.3	0.7	0.7	0.5	0.5	0.3	
walls	0.5	0.3	0.5	0.3	0.3	0.5	0.3	0.5	0.3	0.3	
working plane	0.2	0.2	0.2	0.2	0.2	0.2	0.2	0.2	0.2	0.2	
Room dimensions	Viewed crosswise					Viewed endwise					
x = 2H y = 2H	25.9	27.4	26.1	27.6	27.8	25.9	27.5	26.2	27.7	27.9	
3H	27.5	28.9	27.8	29.1	29.4	27.6	29.0	27.9	29.2	29.5	
4H	28.1	29.5	28.4	29.7	30.0	28.3	29.6	28.6	29.9	30.1	
6H	28.6	29.8	28.9	30.1	30.4	28.8	30.1	29.2	30.4	30.6	
8H	28.7	29.9	29.0	30.2	30.5	29.0	30.2	29.4	30.5	30.8	
12H	28.8	30.0	29.1	30.2	30.6	29.1	30.3	29.5	30.6	30.9	
4H	2H	26.6	27.9	26.9	28.2	28.4	26.6	27.9	26.9	28.2	28.5
3H	28.4	29.5	28.7	29.8	30.1	28.5	29.6	28.8	29.9	30.2	
4H	29.1	30.2	29.5	30.5	30.9	29.3	30.4	29.7	30.7	31.0	
6H	29.7	30.7	30.1	31.0	31.4	30.0	30.9	30.4	31.3	31.6	
8H	29.9	30.8	30.3	31.2	31.5	30.2	31.1	30.6	31.5	31.9	
12H	30.0	30.8	30.4	31.2	31.6	30.4	31.2	30.8	31.6	32.0	
8H	4H	29.5	30.4	29.9	30.7	31.1	29.6	30.5	30.0	30.9	31.2
6H	30.2	31.0	30.7	31.4	31.8	30.5	31.2	30.9	31.6	32.0	
8H	30.5	31.2	31.0	31.6	32.0	30.8	31.5	31.3	31.9	32.3	
12H	30.7	31.3	31.2	31.7	32.2	31.1	31.7	31.6	32.1	32.6	
12H	4H	29.5	30.3	29.9	30.7	31.1	29.6	30.4	30.1	30.8	31.2
6H	30.3	31.0	30.8	31.4	31.8	30.5	31.2	31.0	31.6	32.1	
8H	30.6	31.2	31.1	31.6	32.1	30.9	31.5	31.4	31.9	32.4	
Variations with the observer position at spacings (CIE Pub.117) :											
S = 1.0H	+ 0.1 / - 0.2					+ 0.1 / - 0.2					
1.5H	+ 0.2 / - 0.3					+ 0.2 / - 0.3					
2.0H	+ 0.2 / - 0.4					+ 0.1 / - 0.3					

Product Dimensions (L x W x H)

220 X 35 X 110 mm (Tol.±5 mm)



Applications

Residences, Offices, Small Retail Shops, Hotels, Coffee Shops, Restaurants, Hospitals, area lighting and for other indoor applications.